

TRACK MOUNT TRAYS

734 • 735 • 736



The **Ultimate**
Drawer
Solution



Our Track Mount Trays set the new standard for media storage with unparalleled appearance and ease of use.

TRACK MOUNT TRAYS

734 • 735 • 736

PATENTED INNOVATION



Robust, two-tone back support is made from super tough Acetal resin. Just lift up and slide to adjust.

Flipworks® branding. Get credit for including the very best.

Crowned surfaces make it easy to “Flip” through any collection to see the covers.

Solid, 1/4” satin nickel rods ensure smooth sliding back support.

Clever release button allows for easy adjustment or removal.

Slide trays together to store CD's...Move apart to accept wider media.



To install Flipworks® J-Track, simply remove the backer and place the track in the bottom corner behind your drawer fronts.




Shown in standard “Bronze with Black”.

US Patent Number 6,332,546
Canadian Patent Number 2,331,971

The Ultimate Drawer Solution

- Provides “Flip” access to all popular forms of media, both vertically and horizontally.
- High quality design and function enhances even the highest quality furniture.
- Simple J-Track mounting makes it easy to organize or re-organize a collection.
- Inexpensive J-Tracks can be installed in every drawer for complete flexibility.



Trays easily adjust to any width media



User-friendly release button

INSTALLATION

Flipworks®

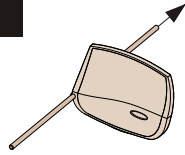
TRACK MOUNT TRAYS

734 735 736

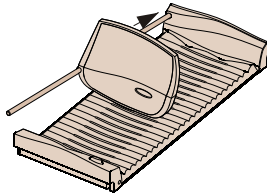


Assemble Tray

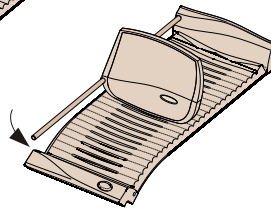
Insert rod.



Slide rod into the rear hole.

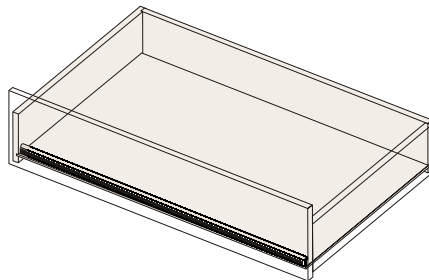
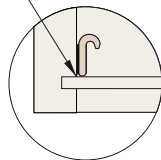
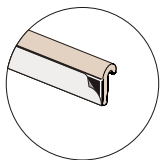


Flex the tray and install rod into the front hole.



Install Track

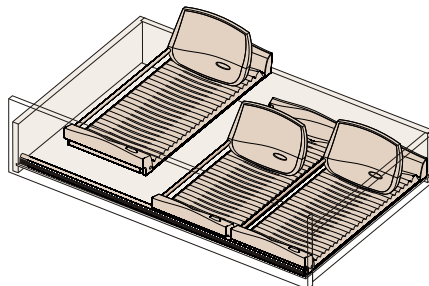
Cut track to size, remove adhesive backing and locate as shown. Splices are acceptable.








Install Trays

Insert trays starting from the right side of the drawer.

(The media rests between the rod and the right side of the drawer)



		CAPACITY (per row)		
		734	735	736
CD CD-ROM		18	22	26
CD-R/CD-RW SLIM		36	44	52
DVD		14	18	21
VHS Tape		8	10	12
Disney® VHS		7	9	11

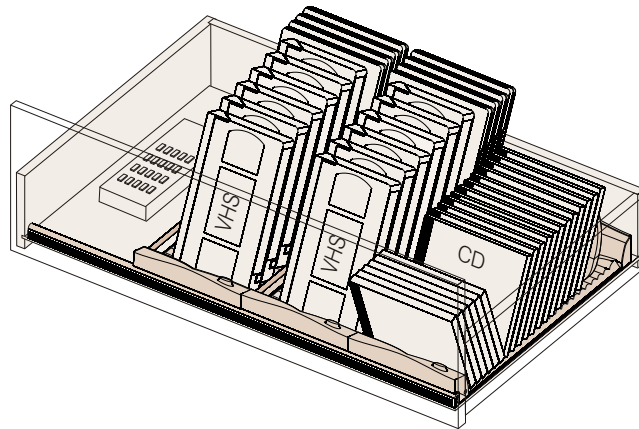
US PATENT #6,332,546
CANADIAN PATENT #2,331,971

800-STORALL (800) 786-7255 Fax (800) 786-3305
www.flipworks.com

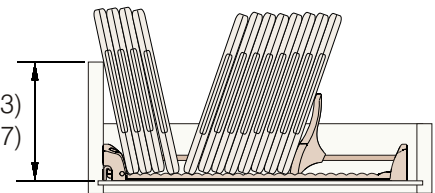
Spectrum®
CONCEPTS

TRACK MOUNT TRAYS

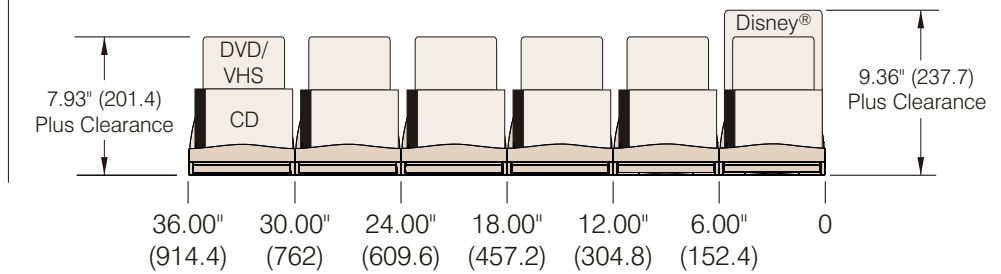
734 735 736



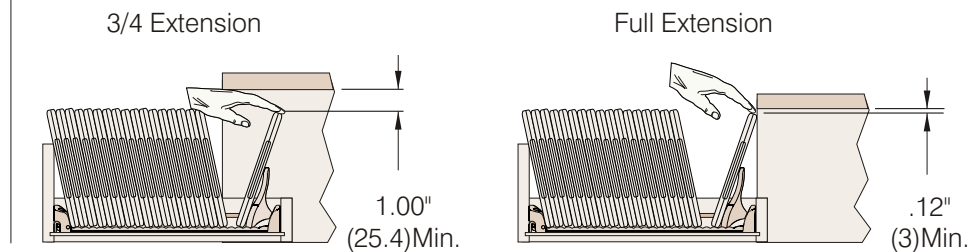
Minimum Front 3.75" (95.3)
Disney® VHS 4.75" (120.7)



Width and Height



Clearance



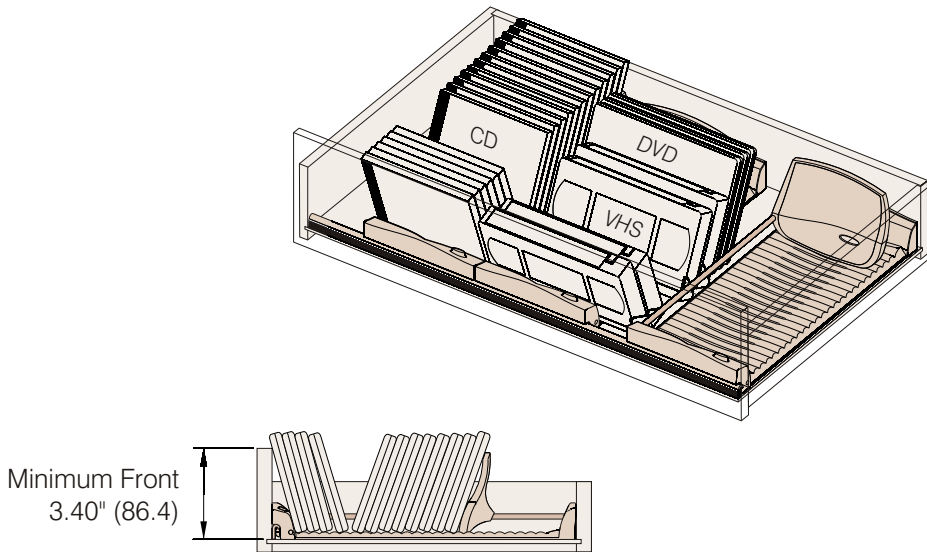
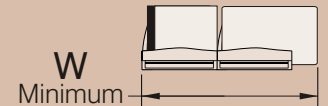
US PATENT #6,332,546
CANADIAN PATENT #2,331,971

SHORT DRAWERS

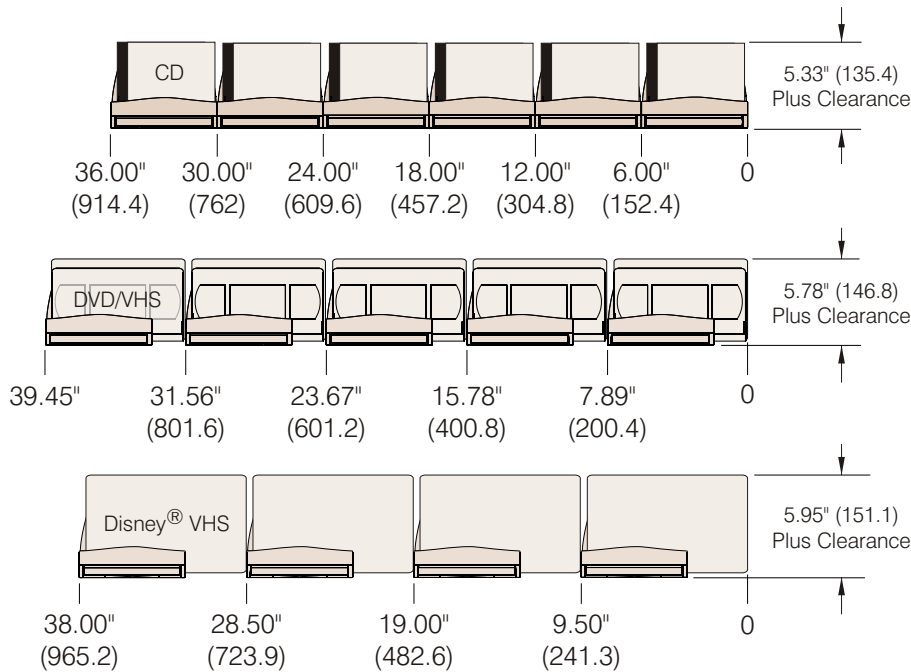
Flipworks®

TRACK MOUNT TRAYS

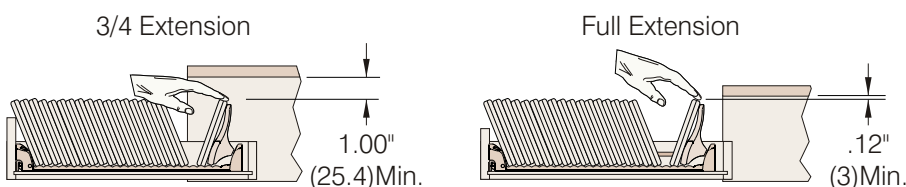
734 735 736



Width and Height



Clearance



W	REFERENCE
6.00" (152.4)	
7.89" (200.4)	
12.00" (304.8)	
13.89" (352.8)	
15.78" (400.8)	
18.00" (457.2)	
19.89" (505.2)	
21.78" (553.2)	
23.67" (601.2)	
24.00" (609.6)	
25.89" (657.6)	
27.78" (705.6)	
29.67" (753.6)	
30.00" (762)	
31.56" (801.6)	
31.89" (810)	
33.78" (858)	
35.67" (906)	
36.00" (914.4)	
37.56" (954)	
37.89" (962.4)	
39.45" (1002)	

DVD = DVD/VHS

US PATENT #6,332,546
CANADIAN PATENT #2,331,971

800-STORALL (800) 786-7255 Fax (800) 786-3305
www.flipworks.com

Spectrum
CONCEPTS

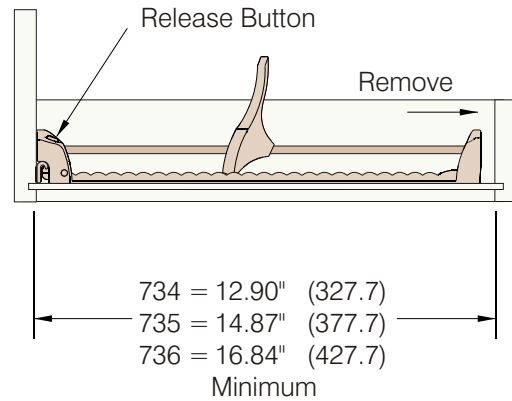
TRACK MOUNT TRAYS

734 735 736



Recommended

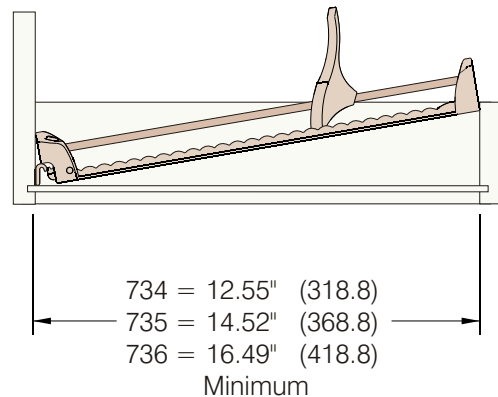
Allows trays to be installed and removed using the release button.



Snug Fit

When a tighter looking fit is preferred.

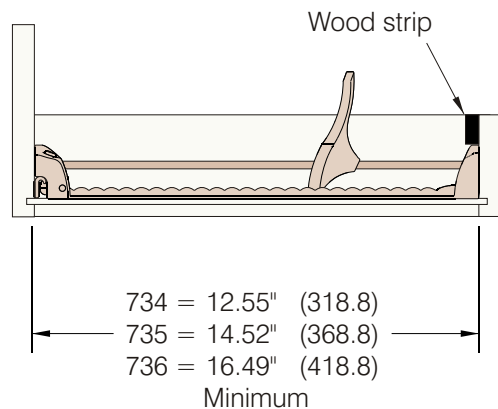
Simply push trays down to install. Pull up from rear to remove. Release button is not required.



Non-Removable

For vandal resistant store displays.

Install a wood strip, with screws, over the rear of the trays. The consumer can remove the strip if they want to remove a tray.



US PATENT #6,332,546
CANADIAN PATENT #2,331,971

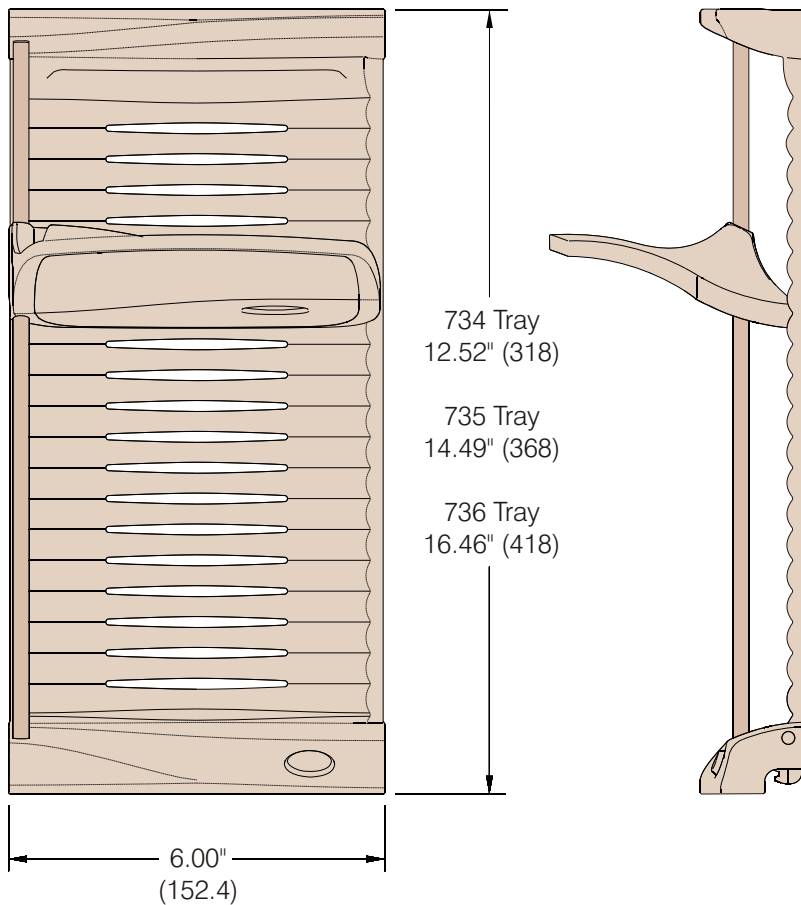
TRACK MOUNT TRAYS

734 735 736



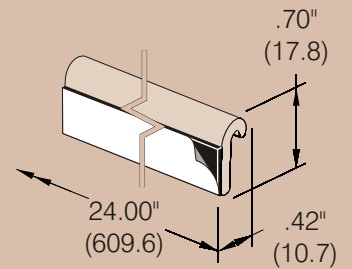
Top View

Side View

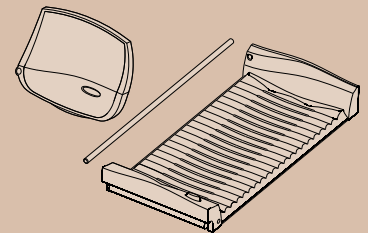


J-TRACK

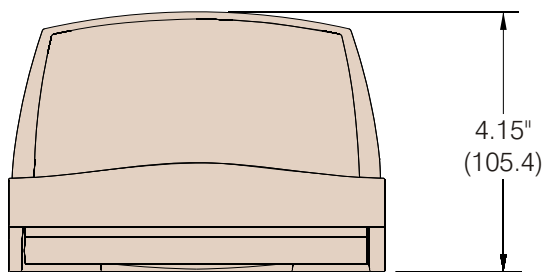
T7-24



Mounting track ordered and shipped separately



Parts shipped unassembled in one carton



Front View

- Material:
High impact plastic
Steel rod
- Tolerance:
.XX±.025" (.6mm)
.XXX±.010" (.25mm)

US PATENT #6,332,546
CANADIAN PATENT #2,331,971